

# GRANDLAND X

## PRICES AND SPECIFICATIONS

2019.5 models. Prices effective July 2019



# GRANDLAND X RANGE HIGHLIGHTS



## GRANDLAND X SC

### Highlights

- Radio 4.0 IntelliLink
- Dual-zone electronic climate control
- Cruise control
- Bluetooth®
- Lane departure warning

### Infotainment:

- Radio 4.0 IntelliLink
- 7-inch colour touchscreen with FM/AM Radio
- Smartphone connectivity for your phone, messaging, music, maps and apps
- Apple CarPlay™ and Google Android Auto™ app projection\*
- Siri / Google Now voice command for phone, messaging, music and calendar
- Steering wheel controls for phone, music and cruise control
- Bluetooth® phone, messaging and music streaming
- USB connection

### Interior / styling features:

- Dual-zone electronic climate control
- Leather-covered steering wheel
- Steering column adjustable for reach and rake
- Electrically operated front and rear windows
- Auto-dimming rear-view mirror

### Exterior / styling features:

- Automatic lighting control
- Electrically adjustable/heated door mirrors
- Silver-effect 17-inch alloy wheels
- Front fog lights
- Rear spoiler
- Body-colour door handles
- Rear parking distance sensors

### Safety features:

- Switchable Electronic Stability Programme (ESP)
- Anti-lock Braking System (ABS)
- Front camera system
  - Lane departure warning
  - Speed sign recognition
- LED daytime running lights
- Hill start assist
- Hydraulic brake assist
- Corner stability control
- Traction control
- Electronic brakeforce distribution
- Six airbags
- i-Size compatible child seat mountings on front passenger's seat and outer rear seats
- Tyre deflation detection system
- High beam assist



## GRANDLAND X 120 YEARS EDITION

### Highlights

- 17-inch alloy wheels
- Black roof and door mirrors
- Unique Formula fabric seats
- Alloy-effect sport pedals
- Front parking distance sensors

### Infotainment:

As SC

### Interior / styling features:

As SC, plus:

- Unique Formula fabric seats
- Alloy-effect sport pedals
- Alloy-effect sill covers
- 120 Years velour carpet mats
- 60/40 split-folding rear seat back
- Centre rear seat armrest with ski pass-through
- Illuminated luggage area
- Flex Floor with under-floor divider

### Exterior / styling features:

As SC, plus:

- Chrome-effect side window trim
- Dark-tinted rear windows
- Alloy-effect protective front and rear skid plates
- Electrically foldable door mirrors with puddle light
- Front parking distance sensors
- 17-inch alloy wheels
- 120 Years name badge

### Safety features:

As SC



## GRANDLAND X SRI

### Highlights

- Navi 5.0 IntelliLink
- Dual-zone electronic climate control
- Cruise control
- 18-inch alloy wheels
- Lane departure warning

### Infotainment:

As SC, plus:

- Navi 5.0 IntelliLink
- Satellite navigation
- 8-inch colour touchscreen

### Interior / styling features:

As SC, plus:

- Ergonomic active front seats
- Ambient LED lighting
- Flex Floor
- Front passenger's seat height adjuster
- 60/40 split folding rear seats

### Exterior / styling features:

As SC, plus:

- Chrome-effect side window trim
- Alloy-effect protective front and rear skid plates
- Front parking distance sensors
- Electrically foldable door mirrors with puddle light
- 18-inch silver-effect multi-spoke alloy wheels

### Safety features:

As SC, plus:

- Side blind spot alert

\* = Apple CarPlay™ requires Apple iOS 8 or later with iPhone 5x or later. Google Android Auto™ requires phones starting with Android Lollipop v5.0 or later.

# GRANDLAND X RANGE HIGHLIGHTS

---



## GRANDLAND X ELITE

### Highlights

- Navi 5.0 IntelliLink
- Leather seat trim
- Panoramic glass roof
- Dual-zone electronic climate control
- 18-inch alloy wheels

### Infotainment:

As SC, plus:

- Navi 5.0 IntelliLink
- Satellite navigation
- 8-inch colour touchscreen
- Wireless charger

### Interior / styling features:

As SC, plus:

- Leather seat trim
- Ergonomic active front seats
- Power driver's seat
- Heated front seats
- Heated steering wheel
- Driver's armrest
- Ambient LED lighting
- Flex Floor

### Exterior / styling features:

As SC, plus:

- Panoramic glass roof
- Chrome-effect side window trim
- Alloy-effect protective front and rear skid plates
- Heated windscreen
- Silver-effect 18-inch alloy wheels

### Safety features:

As SC, plus:

- Forward collision alert
- Automatic emergency braking
- Lane assist
- Side blind spot alert



## GRANDLAND X ULTIMATE

### Highlights

- Navi 5.0 IntelliLink
- LED Adaptive Forward Lighting
- Automatic cruise control
- 19-inch alloy wheels

### Infotainment:

As Elite, plus:

- Digital radio
- Denon premium sound system

### Interior / styling features:

As Elite, plus:

- Heated outer rear seats
- Automatic cruise control with intelligent speed adaptation
- Alloy-effect sports pedals

### Exterior / styling features:

As Elite, plus:

- Premium LED Adaptive Forward Lighting
- Black roof and door mirrors
- Power tailgate
- Dark-tinted rear windows
- 19-inch diamond-cut alloy wheels

### Safety features:

As Elite, plus:

- 360° panoramic camera
- Keyless entry and start

Images for illustrative purposes. Actual specification listed above.

# GRANDLAND X 5-DOOR SUV PRICES

Trim	Engine	Transmission	Tax €	RRP €
<b>DIESEL ENGINES</b>				
SC	1.5 (130PS) Turbo D Start/Stop	Manual	200	30,545
SC	1.5 (130PS) Turbo D Start/Stop	Automatic	200	32,295
120 Year Edition	1.5 (130PS) Turbo D Start/Stop	Manual	200	31,945
120 Year Edition	1.5 (130PS) Turbo D Start/Stop	Automatic	200	33,695
SRi	1.5 (130PS) Turbo D Start/Stop	Manual	200	33,145
SRi	1.5 (130PS) Turbo D Start/Stop	Automatic	200	34,895
Elite	1.5 (130PS) Turbo D Start/Stop	Manual	200	35,645
Elite	1.5 (130PS) Turbo D Start/Stop	Automatic	200	37,395
Ultimate	2.0 (177PS) Turbo D Start/Stop	Automatic	270	42,195
<b>PETROL ENGINES</b>				
SC	1.2 (130PS) Turbo Start/Stop	Manual	200	28,695
SC	1.2 (130PS) Turbo Start/Stop	Automatic	200	30,695
120 Year Edition	1.2 (130PS) Turbo Start/Stop	Manual	200	30,095
120 Year Edition	1.2 (130PS) Turbo Start/Stop	Automatic	200	32,095
SRi	1.2 (130PS) Turbo Start/Stop	Manual	270	31,295
SRi	1.2 (130PS) Turbo Start/Stop	Automatic	270	33,295
Elite	1.2 (130PS) Turbo Start/Stop	Manual	270	33,795
Elite	1.2 (130PS) Turbo Start/Stop	Automatic	270	35,795

The above is for information purposes only as our products are continually updated and changes may be made to the specifications at any time. If you require any specific feature, you must consult your authorised Opel Dealer who is regularly updated with any change in specification. Specifications are subject to change without notice.

RRP does not include recommended delivery charge of €700. This price includes the recommended cost of PDI, number plates and delivery to an Opel Dealer. The recommended delivery charge does not include fuel supplied by the dealer, Motor insurance or any other goods or services supplied by agreement between the Dealer and the customer.

Prices effective July 2019. Prices subject to alteration or change without notice or obligation.

# GRANDLAND X FEATURES / OPTIONS

---

## SAFETY

---

### Driver / passenger airbags

- Driver's and front passenger's airbags
  - Front seat side-impact airbags
  - Full-size curtain airbags for driver, front seat passenger and outer rear seat passengers
- 

### Seating

- Height-adjustable front seat head restraints
  - Height-adjustable rear seat head restraints
  - Anti-submarining ramps in front seats
- 

### Seatbelts

- Inertia-reel lap and diagonal seatbelts for all seats
  - Dual seatbelt pretensioners on front seats – *These keep the pelvis better coupled to the vehicle in an impact; the pelvis and therefore the legs are allowed less forward movement, reducing the risk of hard knee contact with the fascia.*
  - Pretensioners on outer rear seatbelt retractors
  - Load limiters on outer rear seatbelt retractors
  - Smart seatbelt reminder for front and rear seats – *Warning lights and audible warning*
- 

### Child safety

- Deactivation switch for front passenger's front and side-impact airbags – *Permits the safe use of a child seat in the front passenger seat.*
  - i-Size compatible child seat mountings located on front passenger's seat and outer rear seats (does not include child seat). Rear seat mountings incorporate top tether anchor points – *Allows i-Size child safety seats to be securely fixed into the car. The mounting system reduces forward movement in an accident and makes the child seat easier to install.*
  - Child-proof locks on rear doors
- 

### Driver / passenger safety

- Energy-absorbing steering column
  - Side-impact protection beams
  - Reinforced passenger safety cell
  - Deformation zones front and rear
- 

### Pedestrian safety

- Collapsible windscreen wiper system – *Designed to reduce pedestrian head injuries.*
  - Upper and lower bumper design – *Reduces upper and lower leg injuries.*
- 

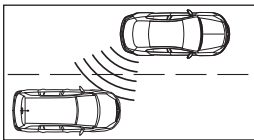
### Braking and stability

- Switchable Electronic Stability Programme (ESP)
  - Anti-lock Braking System (ABS)
  - Corner stability control
  - Traction control
  - Hill start assist
  - Engine drag torque control – *Improves directional stability by preventing the driven wheels from locking on slippery surfaces under the influence of engine braking.*
  - Hydraulic brake assist
  - Electronic brakeforce distribution
- 

### Tyre pressure

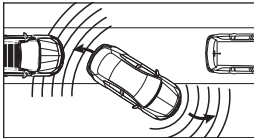
- Deflation detection system
-

# GRANDLAND X FEATURES / OPTIONS

	SC	120 Year Edition	SRI	Elife	Ultimate	Prices including taxes (€)
<b>DRIVER ASSISTANCE</b> <b>Electric parking brake</b> <ul style="list-style-type: none"> <li>Centre console switch in lieu of handbrake lever</li> </ul>	●	●	●	●	●	
<b>Steering</b> <ul style="list-style-type: none"> <li>Speed-sensitive electric power-assisted steering</li> </ul>	●	●	●	●	●	
<b>Cruise control with speed limiter and intelligent speed adaptation</b> <i>The cruise control feature enables you to maintain a constant speed – making it ideal for economical motorway driving. The speed limiter function can be set to ensure that you do not exceed the speed limit and can be easily overridden if required. Working in conjunction with speed sign recognition, when a new speed limit is detected a message appears in the driver information display. You can then set the cruise control to the new speed limit with a simple press on a steering wheel button.</i> <ul style="list-style-type: none"> <li>Steering wheel mounted controls</li> </ul>	●	●	●	●		
Automatic cruise control with speed limiter and intelligent speed adaptation (only available on diesel automatic models)			○	○	●	800
<b>All Road Pack</b> <i>For those drivers who regularly take their vehicle off road, this pack helps the driver cope with whatever conditions they encounter.</i> <ul style="list-style-type: none"> <li>IntelliGrip: A choice of five selectable modes to suit the driving conditions: ESP on, ESP off, snow, mud, sand</li> <li>18-inch five-spoke alloy wheels with 225/55 R 18 tyres</li> </ul>	○	○	○	○	○	750 290
<b>Fun-to-Drive Pack</b> <i>For those drivers who regularly take their vehicle off road, this pack helps the driver cope with whatever conditions they encounter.</i> <ul style="list-style-type: none"> <li>IntelliGrip: A choice of five selectable modes to suit the driving conditions: ESP on, ESP off, snow, mud, sand</li> <li>18-inch five-spoke alloy wheels with 225/55 R 18 tyres</li> </ul>		○				750
<b>Speed sign recognition</b> <i>Detects and then displays speed limits, reducing uncertainty and the risk of speeding.</i> <ul style="list-style-type: none"> <li>Recognises different speed signs, including temporary speed restrictions</li> <li>Displays reminder in the instrument cluster</li> <li>On Nav models, where the front camera system is unable to detect any speed signs the speed limit stored in the navigation database will be displayed</li> </ul> <p>✔ Always know the speed limit</p>	●	●	●	●	●	
<b>Lane departure warning</b> <i>If the driver has not actively steered or signalled, the lane departure warning system warns when the car moves outside of lane markings at speeds above 67km/h.</i> <ul style="list-style-type: none"> <li>Warning light in instrument cluster</li> <li>Audible warning</li> <li>Facia on/off switch</li> </ul> <p>✔ Keeps you in lane</p>	●	●	●			
<b>Side blind spot alert</b> <i>Side blind spot alert helps prevent potential collisions with other vehicles ‘hidden’ in the vehicle’s side blind spots. If a vehicle enters one of the blind spots a warning light illuminates in the relevant door mirror.</i> <ul style="list-style-type: none"> <li>Ultrasonic side sensors with three-metre range</li> <li>Warning light in door mirrors</li> <li>Operates at speeds between 11km/h and 138km/h (where permitted)</li> </ul> <p>✔ Warns of vehicles in your blind spot</p> 			●	●	●	

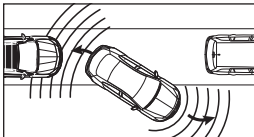
Prices effective as of July 2019. Prices are subject to alteration without notice or obligation. ● = Standard equipment. ○ = Optional at extra cost.

# GRANDLAND X FEATURES / OPTIONS

	SC	120 Year Edition	SRI	Elife	Ultimate	Prices including taxes (€)
<p><b>DRIVER ASSISTANCE</b></p> <p><b>Safety Pack</b>  <i>The front camera and radar systems combine to enhance the driver assistance and safety features.</i></p> <p><b>Driver drowsiness system:</b>  <i>The system monitors driving time and driving behaviour to help prevent accidents caused by tiredness.</i></p> <p><b>Forward collision alert with automatic emergency braking and pedestrian detection:</b>  <i>The system operates automatically from 5km/h and gives an audible warning as well as a visual warning when approaching another vehicle too quickly. If no avoiding action is taken by the driver, at speeds below 30km/h the system automatically slows the vehicle to a full stop with emergency braking of 0.9g. At speeds from 30km/h to 140km/h it brakes automatically to reduce speed by a maximum of 49km/h – to reduce speed even further the driver must brake him/herself. The operational speed range of the system depends on the detected obstacle (mobile target: from 5 to 140km/h; fixed target: from 5 to 80km/h; pedestrian: from 5 to 59km/h). Opel driver assistance systems are intended to support the driver within the system-imminent limitations. The driver remains responsible for the driving task.</i></p> <p><b>Lane departure warning with lane assist:</b>  <i>When lane departure warning identifies an imminent lane departure without driver input, lane assist applies gentle steering corrections to keep the vehicle within its lane. The system operates from 64km/h.</i></p>			○	●	●	500
<p><b>Parking sensors</b>            • Rear parking distance sensors • Audible warning</p>	●					
<p><b>Park and Go Pack One</b>  <i>An audible warning alerts you to obstacles in front of and behind you. A series of beeps are sounded as you approach the obstacle, increasing in frequency as the distance closes.</i></p> <p>• Front and rear parking distance sensors • Audible warning • Electrically foldable door mirrors with puddle light</p> <p>✓ Easier parking</p>	○	●	●	●		450
<p><b>Park and Go Pack Two</b>  <b>Advanced park assist:</b>  <i>Advanced park assist not only detects suitable parking spaces but also expertly steers into them for you. All you have to do is to drive forward or reverse and brake.</i>  <i>The system works with both parallel and bay parking.</i></p> <p>• Front and rear parking distance sensors • Ultrasonic side sensors identify suitable parking spaces at speeds up to 12mph            • Fully automated steering • Detailed forward/reverse instructions are shown in the instrument cluster</p> <p>✓ Finds suitable parking spaces    ✓ Auto steers into the parking space for you</p> <p><b>Rear view camera:</b>  <i>The rear view camera gives a clear view of the area behind the vehicle within the infotainment screen. The camera is mounted in the tailgate above the licence plate. The screen is activated by engaging reverse gear and remains while reverse is engaged.</i></p> <p>• Activated when reverse gear selected • Camera view appears in infotainment screen            • Rear bumper and grid lines shown as reference points</p> <p>✓ See what's behind you on the central screen    ✓ Easier parking</p> 	○	○	○	○		950

Prices effective as of July 2019. Prices are subject to alteration without notice or obligation. ● = Standard equipment. ○ = Optional at extra cost.

# GRANDLAND X FEATURES / OPTIONS

	SC	120 Year Edition	SRI	Elife	Ultimate	Prices including taxes (€)
<p><b>DRIVER ASSISTANCE</b></p> <p><b>Park and Go Pack Three</b>  <b>Advanced park assist:</b>  <i>Advanced park assist not only detects suitable parking spaces but also expertly steers into them for you. All you have to do is to drive forward or reverse and brake. The system works with both parallel and bay parking.</i></p> <ul style="list-style-type: none"> <li>• Front and rear parking distance sensors</li> <li>• Ultrasonic side sensors identify suitable parking spaces at speeds up to 12mph</li> <li>• Fully automated steering</li> <li>• Detailed forward/reverse instructions are shown in the instrument cluster</li> </ul> <p> <input checked="" type="checkbox"/> Finds suitable parking spaces               <input checked="" type="checkbox"/> Auto steers into the parking space for you         </p> <hr/> <p><b>360° panoramic camera:</b>  <i>The camera gives a clear view of the area all around your car and helps place the car perfectly, without needing to strain your neck.</i></p> <ul style="list-style-type: none"> <li>• The 360° panoramic view detects traffic coming from the side, helping you reverse out of perpendicular parking spaces more safely</li> <li>• Overhead view allows you to see clearly how close you are to obstacles in front of and behind you</li> <li>• Activated when reverse gear selected, or when switched on manually</li> <li>• Camera view appears in infotainment screen</li> <li>• View switches automatically between front and rear based upon direction of travel</li> <li>• Rear bumper and grid lines shown as reference points</li> </ul> <p> <input checked="" type="checkbox"/> See what's behind you on the central screen               <input checked="" type="checkbox"/> Easier parking         </p> 			○	○		1250
<p><b>SECURITY</b></p> <p><b>Standard security features</b></p> <ul style="list-style-type: none"> <li>• Electronically protected audio equipment</li> <li>• Engine deadlock immobiliser</li> <li>• Visible Vehicle Identification Number (VIN)</li> <li>• Locking wheel nuts</li> <li>• Luggage compartment cover</li> <li>• Remote control security alarm system (operates in conjunction with central locking)</li> </ul>	●	●	●	●	●	
<p><b>Remote control central locking</b></p> <ul style="list-style-type: none"> <li>• Operates on doors, tailgate and fuel filler flap</li> <li>• Deadlocking</li> <li>• Driver's internal central locking activation switch</li> <li>• Two folding keys, each with integral remote control function</li> </ul>	○	○	○	○	○	335
<p><b>Keyless entry / engine start/stop</b></p> <ul style="list-style-type: none"> <li>• Two PEPS keys</li> <li>• Engine start/stop button</li> <li>• Power tailgate</li> </ul>			○	○	●	1200

Prices effective as of July 2019. Prices are subject to alteration without notice or obligation. ● = Standard equipment. ○ = Optional at extra cost.



# GRANDLAND X FEATURES / OPTIONS

	SC	120 Year Edition	SRI	Elite	Ultimate	Prices including taxes (€)
<b>DRIVER INFORMATION</b>						
<b>Instrumentation</b> • Speedometer • Rev counter • Fuel gauge with low fuel level warning light • Water temperature gauge with warning light • Shift-up indication light (manual models only) – <i>Indicates when to change gear for optimum fuel economy.</i>	●	●	●	●	●	
<b>Driver information display (centrally located in instrument cluster)</b> • Displays trip computer data • Total mileage • Service-due indicator • Deflation detection system • 3.5-inch colour information display	●	●	●	●	●	
<b>Multi-function trip computer (displayed on driver information display)</b> • Trip mileage • Vehicle range based on remaining fuel • Average speed • Average fuel economy • Instantaneous fuel economy	●	●	●	●	●	
<b>Central facia display (format dependent on infotainment unit)</b> • Audio information • Digital clock with automatic RDS time adjustment • Outside air temperature with ice warning function • Additional features dependent on infotainment unit (see infotainment for details)	●	●	●	●	●	
<b>INTERIOR STYLING</b>						
<b>SC interior décor</b> <b>Steering wheel:</b> • Three-spoke design • Leather-covered • Satin chrome-effect bezel <b>Facia and door trim:</b> • Frosted silver facia and door panel inserts • Black door panels with black Modene cloth inserts • Chrome-effect interior door handles	●					
<b>120 Year Edition interior décor</b> <b>Steering wheel:</b> • Three-spoke design • Leather-covered • Satin chrome-effect bezel <b>Facia and door trim:</b> • Frosted silver facia and door panel inserts • Black door panels with black Modene cloth inserts • Chrome-effect interior door handles		●				
<b>SRI interior décor</b> <b>Steering wheel:</b> • Three-spoke design • Leather-covered • Satin chrome-effect bezel <b>Facia and door trim:</b> • Toba grey facia and door panel inserts (with black trim) • Sanora gold facia and door panel inserts (with medium atmosphere trim) • Black door panels with black Morrocana inserts (with black trim) • Black door panels with medium atmosphere Morrocana inserts (with medium atmosphere trim) • Chrome-effect interior door handles <b>Front door sill covers:</b> • Alloy-effect			●			
<b>Elite / Ultimate interior décor</b> <b>Steering wheel:</b> • Three-spoke design • Leather-covered • Satin chrome-effect bezel <b>Facia and door trim:</b> • Toba grey facia and door panel inserts • Black door panels with black Morrocana inserts • Chrome-effect interior door handles <b>Pedals:</b> • Sports, alloy-effect – <i>Ultimate models only.</i> <b>Front door sill covers:</b> • Alloy-effect				●	●	

Prices effective as of July 2019. Prices are subject to alteration without notice or obligation. ● = Standard equipment.

# GRANDLAND X FEATURES / OPTIONS

<b>AUDIO, COMMUNICATION AND NAVIGATION</b>	SC	120 Year Edition	SRI	Elite	Ultimate	Prices including taxes (€)
<b>R4.0 IntelliLink touchscreen infotainment system</b> <i>For use with media players, USB memory sticks, mobile phones and smartphone apps.</i> <b>Onboard features:</b> • 7-inch colour touchscreen • AM/FM stereo radio • RDS with Traffic Programme <b>Media connections:</b> • USB connection with iPod control and smartphone projection • Bluetooth® A2DP audio streaming (Advanced Audio Distribution Profile) <b>Mobile phone portal:</b> • Bluetooth® connectivity • Handsfree calls via steering wheel controls • Vehicle microphone • Phone book access – <i>Contacts/last calls/missed calls etc. are mirrored on IntelliLink's display and are easily navigated using the touchscreen (features dependent on mobile phone).</i> <b>Smartphone interface:</b> • Apple CarPlay™ • Android Auto™ <b>Aerial:</b> • Rod antenna	●	●				
<b>Navi 5.0 IntelliLink touchscreen navigation and infotainment system</b> <i>For use with media players, USB memory sticks, mobile phones and smartphone apps.</i> <b>Onboard features:</b> • 8-inch colour touchscreen • AM/FM stereo radio • RDS with Traffic Programme • Embedded voice control <b>Navigation features:</b> • Satellite navigation system • 3D street level mapping • European coverage <b>Media connections:</b> • 2 USB connections, front with iPod control and smartphone projection functions • Bluetooth® A2DP audio streaming (Advanced Audio Distribution Profile) <b>Mobile phone portal:</b> • Bluetooth® connectivity • Handsfree calls via steering wheel controls • Vehicle microphone • Phone book access – <i>Contacts/last calls/missed calls etc. are mirrored on IntelliLink's display and are easily navigated using the touchscreen (features dependent on mobile phone).</i> <b>Smartphone interface:</b> • Apple CarPlay™ • Android Auto™ <b>Aerial:</b> • Shark fin	○	○	●	●	●	1250
<b>Technology Pack One</b> • Navi 5.0 IntelliLink touchscreen navigation and infotainment system • Wireless charger for mobile devices • Digital radio AM/FM stereo radio		○				1250
<b>Denon premium sound system</b> <i>Only available with Navi 5.0. Not available with optional emergency spare wheel.</i> • Eight speakers • Subwoofer • Separate amplifier for subwoofer	○		○	○	●	800
Six speakers (four front, two rear)	●	●	●	●		
Steering wheel mounted audio controls	●	●	●	●	●	
Wireless charger for mobile devices	○	○	○	●	●	155
DAB Digital audio system	○	○	○	○	●	210

Prices effective as of July 2019. Prices are subject to alteration without notice or obligation. ● = Standard equipment. ○ = Optional at extra cost.



# GRANDLAND X FEATURES / OPTIONS

	SC	120 Year Edition	SRI	Elite	Ultimate	Prices including taxes (€)
<b>SEATING AND COMFORT</b>						
Reach and rake adjustable steering	●	●	●	●	●	
<b>Cloth front seats</b>						
Driver's seat (eight-way adjustable): • Height • Reach • Backrest • Head restraint	●	●				
Front passenger's seat (six-way adjustable): • Reach • Backrest • Head restraint						
Seat trim: • Berson black fabric seat trim inserts • Modene black fabric side bolsters	●	●				
<b>Ergonomic active front seats (AGR-approved†)</b>						
Driver's and front passenger's seats (16-way adjustable): • Height • Reach • Tilt (electrical) • Backrest • Seat cushion extension • Lumbar adjustment (four-way electrical) • Head restraint	○		●			390
Seat trim: • Harlekin black fabric seat trim inserts • Black premium leather-effect side bolsters • Harlekin medium atmosphere fabric seat trim inserts (not available on SC models) • Modene two-tone fabric inner side bolsters • Medium atmosphere premium leather-effect outer side bolsters			○			490
<b>Ergonomic active front seats (AGR-approved†) and power driver's seat</b>						
Driver's seat (16-way adjustable): • Height (electrical) • Reach (electrical) • Tilt (electrical) • Backrest (electrical) • Seat cushion extension • Lumbar adjustment (four-way electrical) • Head restraint • Active ventilation						
Front passenger's seat (16-way adjustable): • Height • Reach • Tilt (electrical) • Backrest • Seat cushion extension • Lumbar adjustment (four-way electrical) • Head restraint • Active ventilation				●	●	
Seat trim: • Black Siena perforated leather seat trim inserts • Black Siena leather side bolsters						
<b>Rear seating</b>						
• Three-person layout • 60/40 split-folding rear seat • Height-adjustable and removable head restraints • i-Size compatible child seat mountings incorporating top tether anchor points located on outer rear seats (does not include child seat) – Allows i-Size child safety seats to be securely fixed into the car. The mounting system reduces forward movement in an accident and makes the child seat easier to install.	●	●	●	●	●	
Centre rear seat head restraint	●	●	●	●	●	

Prices effective as of July 2019. Prices are subject to alteration without notice or obligation. ● = Standard equipment. ○ = Optional at extra cost.

† = AGR (The Campaign for Healthier Backs) is an independent centre of excellence for ergonomics, based in Germany.

# GRANDLAND X FEATURES / OPTIONS

	SC	120 Year Edition	SRI	Elite	Ultimate	Prices including taxes (€)
<b>HEATING AND VENTILATION</b>						
<b>Electronic climate control including air conditioning</b>						
<ul style="list-style-type: none"> <li>Dual-zone control – Allowing different temperature settings for driver and front passenger</li> <li>Advanced predictive logic control system using a sun sensor</li> <li>Charcoal filter – Removes dust, airborne particles, pollen and unpleasant odours</li> <li>Automatic air direction and fan speed with manual override</li> <li>Illuminated controls</li> </ul>	●	●	●	●	●	
<b>Additional features</b>						
<ul style="list-style-type: none"> <li>Four adjustable facia vents</li> <li>Windscreen demist vents</li> <li>Side window demist vents</li> <li>Rear passenger compartment heating ducts</li> <li>Heated rear screen with timed cut-off</li> </ul>	●	●	●	●	●	
<b>Winter Pack One</b>						
<ul style="list-style-type: none"> <li>Heated front seats</li> <li>Heated leather-covered steering wheel</li> </ul>						
 Warm welcome						
	○		○	●		350
<b>Winter Pack Two</b>						
<ul style="list-style-type: none"> <li>Heated front seats (standard on Elite)</li> <li>Heated outer rear seats</li> <li>Heated leather-covered steering wheel (standard on Elite)</li> </ul>						
 Warm welcome						
			○			690
				○	●	340
<b>INTERIOR CONVENIENCE</b>						
<b>Convenience features</b>						
<ul style="list-style-type: none"> <li>Front 12-volt electrical accessory socket</li> <li>12-volt electrical accessory socket in luggage compartment</li> <li>Front and rear passenger assist handles</li> </ul>	●	●	●	●	●	
220-volt power outlet behind front seats	●	●	●	●	●	
Driver's and front passenger's sunvisors with vanity mirrors	●	●				
Driver's and front passenger's sunvisors with illuminated vanity mirrors			●	●	●	
Automatically dimming anti-dazzle rear-view mirror	●	●	●	●	●	
Driver's centre armrest	●	●	●	●	●	
<b>Versatility Pack</b>						
<ul style="list-style-type: none"> <li>60/40 split-folding rear seat back</li> <li>Centre rear seat armrest with ski pass-through</li> <li>Illuminated luggage area</li> <li>Flex Floor with under-floor divider</li> </ul>	○	●	●	●	●	200
<b>INTERIOR LIGHTING</b>						
<b>Standard lighting</b>						
<ul style="list-style-type: none"> <li>Courtesy lighting operated by door switches</li> </ul>	●	●	●	●	●	
<b>Premium lighting</b>						
<ul style="list-style-type: none"> <li>Ambient centre console downlighter</li> <li>Ambient lighting in front doors</li> <li>Rear reading lights</li> </ul>			●	●	●	

Prices effective as of July 2019. Prices are subject to alteration without notice or obligation. ● = Standard equipment. ○ = Optional at extra cost.

# GRANDLAND X FEATURES / OPTIONS

	SC	120 Year Edition	SRi	Elite	Ultimate	Prices including taxes (€)
<b>INTERIOR STORAGE</b>						
<b>Interior storage</b>						
• Ventilated glovebox with lid • Front door pockets with 2.6-litre capacity	●	●	●	●	●	
• Two drinks holders in centre console (one if optional All Road Pack is specified)						
• Rear door pockets with 1.8-litre capacity						
• Covered storage compartment in centre console and in driver's armrest	●	●	●	●	●	
• Storage pocket on front seat backs – <i>On SC and 120 Year Edition models, fitted in conjunction with ergonomic active front seats. Not available separately.</i>	○	○	●	●	●	
<b>Luggage area</b>						
• Luggage compartment cover • Fully carpeted luggage area	●	●	●	●	●	
• Illuminated luggage area – <i>On SC models, fitted in conjunction with Versatility Pack. Not available separately.</i>	□	●	●	●	●	
• Flex Floor with under-floor divider – <i>On SC models, fitted in conjunction with Versatility Pack. Not available separately.</i>	□	●	●	●	●	
<b>EXTERIOR LIGHTING</b>						
<b>Standard lighting features</b>						
• LED daytime running lights • Automatic lighting control • Lights-on audible warning • LED tail lights • High-level centre rear brake light	●	●	●	●	●	
• Rear fog light • Reversing light • Hazard warning lights • Door-to-door illumination • Welcome lighting						
Front fog lights	●	●	●	●	●	
Halogen headlights with manual beam levelling and high beam assist	●	●	●	●		
<b>Premium LED Adaptive Forward Lighting Pack</b>						
<i>LED elements light the road brighter than halogen, allowing you to see hazards sooner and giving you more time to react. The system uses data such as vehicle speed, steering angle and when the indicators are used to determine the most suitable lighting.</i>						
• Urban light – <i>With street lighting and speeds up to 54km/h, the system automatically enhances the dipped beam function. At speeds below 28km/h the projector units swivel 8° outwards for improved visibility.</i>						
• Motorway light – <i>At higher speeds, and with a low level of steering inputs, the light range is increased.</i>						
• Country light – <i>At speeds between 54km/h and 114km/h the lighting is increased ahead and to the sides of the road.</i>						
• Static cornering light – <i>At lower speeds, when you indicate and turn the steering above a certain angle, corners and bends are illuminated to match steering inputs.</i>	○	□	○	○	●	1250
• Dynamic curve light – <i>The projector units swivel in the direction of travel based on steering angle and vehicle speed.</i>						
• Adverse weather light – <i>The projector units swivel outwards to increase illumination of the side of the road and road signs, and to reduce the dazzling of oncoming traffic.</i>						
• Intelligent main beam control – <i>Powerful down-the-road illumination on top of the LED low beam. Automatically switches between low beam and full beam based on traffic conditions.</i>						
• Automatic headlight levelling						
<b>Technology Pack Two</b>						
• Premium LED Adaptive Forward Lighting Pack • LED daytime running lights		○				1000

Prices effective as of July 2019. Prices are subject to alteration without notice or obligation. ● = Standard equipment. ○ = Optional at extra cost. □ = Available as part of an extra-cost option pack.

# GRANDLAND X FEATURES / OPTIONS










	SC	120 Year Edition	SRI	Elite	Ultimate	Prices including taxes (€)
<b>EXTERIOR CONVENIENCE</b>						
<b>Windscreen wipers</b> • Two-speed windscreen wipers with variable intermittent wipe • Intermittent rear window wash/wipe • Rain-sensitive windscreen wipers	●	●	●	●	●	
<b>Door mirrors</b> • Twin electrically adjustable/heated door mirrors (wide-angle on driver's side) with automatic timed cut-off – <i>Mirrors automatically tilt downwards when reverse gear is selected to improve visibility of the back of the car.</i> • Manually foldable door mirrors • Electrically foldable door mirrors with puddle light – <i>Fitted as part of Park and Go Pack One. Not available separately.</i>	● ● □	● ● ●	● ● ●	● ● ●	● ● ●	
<b>Windows</b> • Electrically operated front and rear windows with safety autoreverse and one-touch facility • Heated rear window • Heated windscreen	● ○	● ○	● ○	● ●	● ●	200
Fixed panoramic glass roof panel with electrically operated sunblind (not available in conjunction with silver-effect roof rails)	○	○	○	●	●	700
Roof rails, silver-effect (not available in conjunction with fixed panoramic glass roof panel)	○	○	○			250
Roof rails, silver-effect, in lieu of fixed panoramic glass roof panel				N/C	N/C	No-cost
<b>Sight and Light Pack</b> • Automatic lighting control • High beam assist • Rain-sensitive windscreen wipers • Automatically dimming anti-dazzle rear-view mirror	●	●	●	●	●	
Power tailgate – <i>Fitted as part of Keyless entry and start. Not available separately.</i>			□	□	□	
Detachable tow bar	○		○	○	○	770

## EXTERIOR STYLING

<b>Body styling</b> • Side-protection mouldings • Chrome-effect front grille bar • Body-colour door mirrors • Body-colour door handles • Rear spoiler • Alloy-effect protective front and rear skid plates • Chrome-effect side window upper trim • Gloss black B-pillars • Black roof and door mirrors (not available with Diamond Black or Amethyst Purple exterior colours)	●      ●	● ● ● ● ● ●	● ● ● ● ● ●	● ● ● ● ● ●	● ● ● ● ● ●	
<b>Windows</b> • Sound-absorbing windscreen • Tinted windows • Dark-tinted rear windows	●  ●	● ● ●	● ○ ○	● ○ ○	● ● ●	500

Prices effective as of July 2019. Prices are subject to alteration without notice or obligation. ● = Standard equipment. ○ = Optional at extra cost. □ = Available as part of an extra-cost option pack. N/C = No-cost option.





# GRANDLAND X FEATURES / OPTIONS

EXTERIOR COLOURS		SC	120 Year Edition	SRi	Elite	Ultimate	Prices including taxes (€)
	<b>Jasper Grey</b> • Solid paint	●	●	●	●	●	
	<b>White Jade</b> • Brilliant paint	○	○	○	○	○	155
	<b>Quartz Grey</b> • Two-coat metallic paint	○	○	○	○	○	600
	<b>Dark Ruby Red</b> • Two-coat metallic paint						
	<b>Diamond Black</b> • Two-coat metallic paint • On 120 Year Edition or Ultimate models black roof and door mirrors deleted						
	<b>Moonstone Grey</b> • Two-coat metallic paint						
	<b>Topaz Blue</b> • Two-coat metallic paint						
	<b>Amethyst Purple</b> • Two-coat premium paint • Not available with black roof and door mirrors • On 120 Year Edition or Ultimate models black roof and door mirrors deleted	○	○	○	○	○	750
	<b>Pearl White</b> • Tri-coat premium paint	○	○	○	○	○	995

Prices effective as of July 2019. Prices are subject to alteration without notice or obligation. ● = Standard equipment. ○ = Optional at extra cost.

The colours reproduced may vary slightly from the actual paint colour. As a result they should be used as a guide only. Your Opel Dealer has a comprehensive display of our paint samples.

# GRANDLAND X FEATURES / OPTIONS

<b>WHEELS AND TYRES</b>		SC	120 Year Edition	SRI	Elite	Ultimate	Prices including taxes (€)
18-inch steel emergency spare wheel (in lieu of emergency tyre inflation kit). Not available with optional premium sound system		○	○	○	○		150
	<b>17-inch silver-effect five twin-spoke alloy wheels</b> <ul style="list-style-type: none"> <li>• 215/65 R 17 ultra-low rolling resistance tyres</li> <li>• Emergency tyre inflation kit (in lieu of spare wheel)</li> </ul>	●					
	<b>17-inch alloy wheels</b> <ul style="list-style-type: none"> <li>• 215/65 R 17 ultra-low rolling resistance tyres</li> <li>• Emergency tyre inflation kit (in lieu of spare wheel)</li> </ul>		●				
	<b>18-inch silver-effect multi-spoke alloy wheels</b> <ul style="list-style-type: none"> <li>• 225/55 R 18 ultra-low rolling resistance tyres</li> <li>• Emergency tyre inflation kit (in lieu of spare wheel)</li> </ul>			●	●		
	<b>18-inch diamond-cut Technical Grey five-spoke alloy wheels</b> <ul style="list-style-type: none"> <li>• 225/55 R 18 ultra-low rolling resistance tyres</li> <li>• Emergency tyre inflation kit (in lieu of spare wheel)</li> </ul>			○	○		300

Prices effective as of July 2019. Prices are subject to alteration without notice or obligation. ● = Standard equipment. ○ = Optional at extra cost.



# GRANDLAND X FEATURES / OPTIONS

## WHEELS AND TYRES





### 18-inch five-spoke alloy wheels

- 225/55 R 18 tyres
- Emergency tyre inflation kit (in lieu of spare wheel)
- Fitted as part of All Road and Fun-to-Drive Packs. Not available separately



### 19-inch diamond-cut five twin-spoke alloy wheels

- 235/50 R 19 tyres
- Emergency tyre inflation kit (in lieu of spare wheel)

	SC	120 Year Edition	SRi	Elife	Ultimate	Prices including taxes (€)
 <b>18-inch five-spoke alloy wheels</b> <ul style="list-style-type: none"> <li>• 225/55 R 18 tyres</li> <li>• Emergency tyre inflation kit (in lieu of spare wheel)</li> <li>• Fitted as part of All Road and Fun-to-Drive Packs. Not available separately</li> </ul>	☐		☐	☐	☐	
 <b>19-inch diamond-cut five twin-spoke alloy wheels</b> <ul style="list-style-type: none"> <li>• 235/50 R 19 tyres</li> <li>• Emergency tyre inflation kit (in lieu of spare wheel)</li> </ul>					●	

Prices effective as of July 2019. Prices are subject to alteration without notice or obligation. ● = Standard equipment. ○ = Optional at extra cost. ☐ = Available as part of an extra-cost option pack.

# GRANDLAND X SPECIFICATIONS

## ENGINES

	1.2 (130PS) Turbo	1.5 (130PS) Turbo D	2.0 (177PS) Turbo D
Fuel type	Petrol	Diesel	Diesel
Capacity	1199cc	1499cc	1997cc
Maximum power	130PS (96kW) @ 5500rpm	130PS (96kW) @ 3750rpm	177PS (130kW) @ 3750rpm
Maximum torque	230Nm (169 lb.ft.) @ 1750rpm	300Nm (221 lb.ft.) @ 1750rpm	400Nm (295 lb.ft.) @ 2000rpm
Configuration	3 cylinders, 4 valves per cylinder, double overhead camshafts	4 cylinders, 4 valves per cylinder, double overhead camshafts	4 cylinders, 4 valves per cylinder, double overhead camshafts
Fuel/induction system	Turbocharger. Variable Valve Timing. Common rail direct injection	Turbocharger with intercooler. Common rail direct injection	Turbocharger with intercooler. Common rail direct injection
Emission compliance	Euro 6d-TEMP (6.2). Petrol Particulate Filter	Euro 6d-TEMP (6.2). Diesel Particulate Filter	Euro 6d-TEMP (6.2). Diesel Particulate Filter
Service interval	30,000km or 1 year (whichever occurs sooner)	30,000km or 1 year (whichever occurs sooner)	30,000km or 1 year (whichever occurs sooner)

## PERFORMANCE, FUEL ECONOMY AND EMISSIONS

	Wheel size (inches)	Performance (manufacturer's figures)		Fuel economy (litres/100km <sup>#</sup> )		CO <sub>2</sub> emissions g/km <sup>#</sup>		
		Maximum speed (km/h)	Acceleration 0-100km/h (sec)	Combined Low	Combined High	Combined Low	Combined High	
<i>Petrol models</i>								
1.2 (130PS) Turbo Start/Stop	17/18	188	9.5	6.5	7.1	147	161	
1.2 (130PS) Turbo Start/Stop automatic	17/18	196	9.8	6.9	7.6	155	171	
<i>Diesel models</i>								
1.5 (130PS) Turbo D Start/Stop	17/18	191	10.2	5.1	5.9	134	153	
1.5 (130PS) Turbo D Start/Stop automatic	17/18	191	11.6	5.2	6.3	136	166	
2.0 (177PS) Turbo D Start/Stop automatic	19	211	8.9	6.1	6.6	160	173	

# = Fuel consumption and CO<sub>2</sub> figures are determined according to the WLTP test cycle. Full data relating to WLTP test cycles can be found at: [www.opel.ie/wltp](http://www.opel.ie/wltp)  
 Figures are intended for comparability purposes only. The fuel consumption you achieve under real life driving conditions and CO<sub>2</sub> produced will depend upon a number of factors, including the accessories fitted after registration, variations in driving styles, weather conditions and vehicle load. Only compare fuel consumption and CO<sub>2</sub> with other vehicles tested using the same technical procedures. For more information contact your local Opel Dealers.

# GRANDLAND X SPECIFICATIONS

## START/STOP TECHNOLOGY

Grandland X's Start/Stop system, fitted as standard to all models, offers real benefits by improving fuel economy and reducing CO<sub>2</sub> emissions, particularly in town. It does this by automatically stopping the engine when you come to a standstill, and then restarting as you prepare to move off.

Before automatically stopping the engine a number of system checks are carried out to ensure that it is both safe and practical to do so. To ensure safety, the driver must depress the clutch pedal, shift in to neutral, and then release the clutch pedal. System checks carried out before Auto Stop activates include:

- Start/Stop system is not manually deactivated via the facia button
- Sufficient brake vacuum is available to prevent the car rolling down an incline
- Battery is in good condition and charged
- Outside air temperature and engine temperature are above specified minima
- Electronic climate control (where fitted) is not in maximum heating or maximum cooling mode
- Self-cleaning function of the diesel particulate filter is not active

If all of these conditions are satisfied then the vehicle will Auto Stop.

When you are ready to pull away from standstill, Auto Restart is activated by depressing the clutch pedal.

Whilst at a standstill the vehicle is continually monitored. If necessary, the engine will automatically be restarted. Conditions that would initiate an Auto Restart include:

- Low battery level
- Brake vacuum below specified minimum
- Start/Stop system is manually deactivated
- Stationary for 5.5 minutes

## FUEL TANK CAPACITY

- 53 litres (11.6 gallons)

## ADBLUE TANK CAPACITY

- 17 litres (3.7 gallons)

## TRANSMISSIONS

### Six-speed manual gearbox:

Standard on all models except Ultimate.

### Six-speed automatic transmission with Active Select function:

Available at extra cost on all models except Ultimate. Electronically controlled with adaptive driving function and fuel-saving eco mode. Fluid drive with torque converter, lock-up clutch and Active Select.

### Eight-speed automatic transmission:

Standard on Ultimate models.

## STEERING

- Speed-sensitive electric power-assisted steering

## SUSPENSION

**Front:** Independent. Decoupled MacPherson struts with gas-pressure dampers and coil springs. Anti-roll bar.

**Rear:** Compound crank with coil springs and gas-pressure dampers.

## BRAKING AND STABILITY

- Switchable Electronic Stability Programme (ESP)
- Anti-lock Braking System (ABS)
- Corner stability control
- Traction control
- Hill start assist
- Hydraulic brake assist
- Electronic brakeforce distribution

### All models

Front ventilated discs: 304mm diameter

Rear discs: 268mm diameter

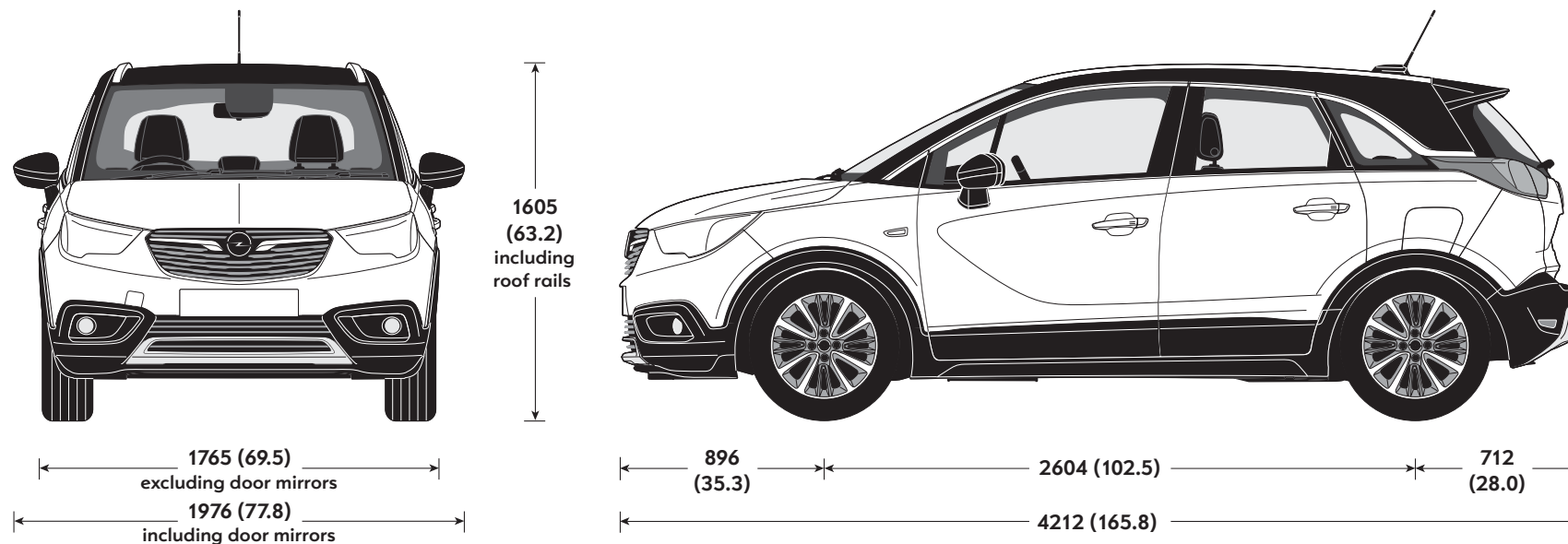
## WEIGHTS AND TOWING DATA kg

	Gross vehicle weight	Max. towing weights Trailer with brakes (without brakes)
<b>1.2 (130PS) Turbo Start/Stop</b>	1900	1400 (685)
<b>1.2 (130PS) Turbo Start/Stop auto</b>	2000	1300 (696)
<b>1.5 (130PS) Turbo D Start/Stop</b>	2000	1500 (715)
<b>1.5 (130PS) Turbo D Start/Stop auto</b>	2000	1300 (727)
<b>2.0 (177PS) Turbo D Start/Stop auto</b>	2090	2000 (750)

**Gross vehicle weight** is the total permissible weight of the vehicle including passengers and their luggage. The **maximum roof rack loading** should not exceed 85kg. The **maximum towing weights** are based on the ability of the car, with two occupants of 75kg each, to restart on a 12% gradient, which is approximately 1 in 8.3, at sea level. At altitudes above 1500 metres, the engine output may drop with a corresponding reduction in towing capability. Any extra weight, such as luggage or additional passengers, should be deducted from the maximum towing weight. With a trailer fully loaded, **maximum noseweight** should not exceed 70kg. Always fit Opel towing attachments and accessories available from your Opel Dealer. They are designed specifically for Opel models and carry a 12-month guarantee.

# GRANDLAND X SPECIFICATIONS

## EXTERIOR DIMENSIONS millimetres (inches)



## LOADSPACE DIMENSIONS millimetres (inches)

Maximum length (behind rear seats)	873 (34.4)
Maximum length (rear seats folded)	1696 (66.8)
Maximum width	1053 (41.5)
Maximum height	866 (34.1)

## LOADSPACE CAPACITIES\* litres (cu.ft.)

Rear seats up (under luggage compartment cover)	514 (18.1)
Rear seats folded (to roof)	1652 (58.3)

\* = Measured using the ECIE method.